


## STATEMENT OF RECEIPTS AND EXPENDITURES


REGION: CAR  
 PROVINCE: BENGUET  
 LGU: BENGUET


CALENDAR YEAR: 2025  
 Period Covered/Quarter: Fourth

Particulars	Income/Target Budget Appropriations	General Fund	SEF	Total
<b>LOCAL SOURCES</b>	<b>549,757,000.00</b>	<b>664,773,149.92</b>	<b>47,573,310.80</b>	<b>712,346,460.72</b>
<b>TAX REVENUE</b>	<b>108,017,000.00</b>	<b>82,019,957.78</b>	<b>47,526,492.72</b>	<b>129,546,450.50</b>
Real Property Tax	82,700,000.00	44,345,729.88	47,526,492.72	91,872,222.60
Tax on Business	5,247,000.00	4,593,974.96	-	4,593,974.96
Other Taxes	20,070,000.00	33,080,252.94	-	33,080,252.94
<b>NON TAX REVENUE</b>	<b>441,740,000.00</b>	<b>582,753,192.14</b>	<b>46,818.08</b>	<b>582,800,010.22</b>
Regulatory Fees (Permits and Licenses)	1,200,000.00	1,292,670.00	-	1,292,670.00
Service/User Charges (Service Income)	68,540,000.00	137,214,109.32	-	137,214,109.32
Receipts from Economic Enterprises	368,000,000.00	434,563,164.07	-	434,563,164.07
Other Receipts (Other General Income)	4,000,000.00	9,683,248.75	46,818.08	9,730,066.83
<b>EXTERNAL SOURCES</b>	<b>1,887,772,339.00</b>	<b>1,913,515,611.21</b>	<b>-</b>	<b>1,913,515,611.21</b>
National Tax Allotment	1,869,272,339.00	1,869,272,339.00	-	1,869,272,339.00
Other Shares from National Tax Collections	18,500,000.00	44,243,272.21	-	44,243,272.21
<b>TOTAL CURRENT OPERATING INCOME</b>	<b>2,437,529,339.00</b>	<b>2,578,288,761.13</b>	<b>47,573,310.80</b>	<b>2,625,862,071.93</b>
ADD: SUPPLEMENTAL BUDGET (UNAPPROPRIATED SURPLUS)	87,552,178.69			
FOR CURRENT OPERATING EXPENDITURES	-			
<b>TOTAL AVAILABLE FOR CURRENT OPERATING EXPENDITURES</b>	<b>2,525,081,517.69</b>	<b>2,578,288,761.13</b>	<b>47,573,310.80</b>	<b>2,625,862,071.93</b>
<b>LESS: CURRENT OPERATING EXPENDITURES (PS + MOOE + FE)</b>				
General Public Services	727,131,857.00	602,966,917.06		602,966,917.06
Education, Culture & Sports/Manpower Development	57,704,411.00	9,276,120.25	34,228,947.44	43,505,067.69
Health, Nutrition & Population Control	359,216,992.04	306,255,716.44		306,255,716.44
Social Services and Social Welfare	132,828,780.68	75,529,835.48		75,529,835.48
Economic Services	744,632,424.97	633,366,657.27		633,366,657.27
<b>TOTAL CURRENT OPERATING EXPENDITURES</b>	<b>2,021,514,465.69</b>	<b>1,627,395,246.50</b>	<b>34,228,947.44</b>	<b>1,661,624,193.94</b>
<b>NET OPERATING INCOME (LOSS) FROM CURRENT OPERATIONS</b>	<b>503,567,052.00</b>	<b>950,893,514.63</b>	<b>13,344,363.36</b>	<b>964,237,877.99</b>
ADD: SUPPLEMENTAL BUDGET FOR CAPITAL OUTLAY	57,430,000.00	-	-	
<b>TOTAL AMOUNT AVAILABLE FOR CAPITAL EXPENDITURES</b>	<b>560,997,052.00</b>	<b>950,893,514.63</b>	<b>13,344,363.36</b>	<b>964,237,877.99</b>
<b>LESS: NON-OPERATING EXPENDITURES</b>				
CAPITAL/INVESTMENT EXPENDITURES	735,754,000.00	338,710,032.24	-	338,710,032.24
<b>TOTAL NON-OPERATING EXPENDITURES</b>	<b>735,754,000.00</b>	<b>338,710,032.24</b>	<b>-</b>	<b>338,710,032.24</b>
<b>NET INCREASE/(DECREASE) IN FUNDS</b>	<b>(174,756,948.00)</b>	<b>612,183,482.39</b>	<b>13,344,363.36</b>	<b>625,527,845.75</b>
ADD: CASH BALANCE, BEGINNING	973,075,728.86	953,043,741.75	20,031,987.11	973,075,728.86
<b>FUND/CASH AVAILABLE</b>	<b>798,318,780.86</b>	<b>1,565,227,224.14</b>	<b>33,376,350.47</b>	<b>1,598,603,574.61</b>
LESS: Payment of Prior Year/s Accounts Payable	284,968,511.25	267,584,990.54	17,383,520.71	284,968,511.25
<b>CONTINUING APPROPRIATION</b>	<b>188,420,000.00</b>	<b>56,618,286.10</b>	<b>3,980,000.00</b>	<b>60,598,286.10</b>
<b>FUND/CASH BALANCE, END</b>	<b>324,930,269.61</b>	<b>1,241,023,947.50</b>	<b>12,012,829.76</b>	<b>1,253,036,777.26</b>


Prepared by:

  
**MELDA I. MACANES**  
 Provincial Treasurer

  
**TOMASA S. ATAYOC**  
 Provincial Budget Officer

  
**LUCIA P. KISIM**  
 Provincial Accountant

Approved by:

  
**MELCHORD D. DICLAS**  
 Provincial Governor