


STATEMENT OF RECEIPTS AND EXPENDITURES


REGION: CAR
 PROVINCE: BENGUET
 LGU: BENGUET


CALENDAR YEAR: 2025
 Period Covered/Quarter: Third

Particulars	Income/Target Budget Appropriations	General Fund	SEF	Total
LOCAL SOURCES	549,757,000.00	495,431,197.05	43,695,375.06	539,126,572.11
TAX REVENUE	108,017,000.00	73,572,648.06	43,655,235.50	117,227,883.56
Real Property Tax	82,700,000.00	41,635,796.59	43,655,235.50	85,291,032.09
Tax on Business	5,247,000.00	3,752,192.17	-	3,752,192.17
Other Taxes	20,070,000.00	28,184,659.30	-	28,184,659.30
NON TAX REVENUE	441,740,000.00	421,858,548.99	40,139.56	421,898,688.55
Regulatory Fees (Permits and Licenses)	1,200,000.00	1,276,960.00	-	1,276,960.00
Service/User Charges (Service Income)	68,540,000.00	94,478,656.04	-	94,478,656.04
Receipts from Economic Enterprises	368,000,000.00	318,448,750.14	-	318,448,750.14
Other Receipts (Other General Income)	4,000,000.00	7,654,182.81	40,139.56	7,694,322.37
EXTERNAL SOURCES	1,887,772,339.00	1,436,480,434.30	-	1,436,480,434.30
National Tax Allotment	1,869,272,339.00	1,401,954,255.00	-	1,401,954,255.00
Other Shares from National Tax Collections	18,500,000.00	34,526,179.30	-	34,526,179.30
TOTAL CURRENT OPERATING INCOME	2,437,529,339.00	1,931,911,631.35	43,695,375.06	1,975,607,006.41
ADD: SUPPLEMENTAL BUDGET (UNAPPROPRIATED SURPLUS)	87,552,178.69			
FOR CURRENT OPERATING EXPENDITURES	-			
TOTAL AVAILABLE FOR CURRENT OPERATING EXPENDITURES	2,525,081,517.69	1,931,911,631.35	43,695,375.06	1,975,607,006.41
LESS: CURRENT OPERATING EXPENDITURES (PS + MOOE + FE)				
General Public Services	728,201,810.50	407,666,801.46		407,666,801.46
Education, Culture & Sports/Manpower Development	56,737,176.00	5,774,793.09	27,196,231.00	32,971,024.09
Health, Nutrition & Population Control	349,211,809.50	191,611,619.09		191,611,619.09
Social Services and Social Welfare	127,092,133.00	48,773,453.03		48,773,453.03
Economic Services	730,662,590.69	413,595,794.88		413,595,794.88
TOTAL CURRENT OPERATING EXPENDITURES	1,991,905,519.69	1,067,422,461.55	27,196,231.00	1,094,618,692.55
NET OPERATING INCOME (LOSS) FROM CURRENT OPERATIONS	533,175,998.00	864,489,169.80	16,499,144.06	880,988,313.86
ADD: SUPPLEMENTAL BUDGET FOR CAPITAL OUTLAY	57,430,000.00	-	-	
TOTAL AMOUNT AVAILABLE FOR CAPITAL EXPENDITURES	590,605,998.00	864,489,169.80	16,499,144.06	880,988,313.86
LESS: NON-OPERATING EXPENDITURES				
CAPITAL/INVESTMENT EXPENDITURES	731,089,000.00	143,660,598.98	-	143,660,598.98
Outlay)	731,089,000.00	143,660,598.98	-	143,660,598.98
TOTAL NON-OPERATING EXPENDITURES	731,089,000.00	143,660,598.98	-	143,660,598.98
NET INCREASE/(DECREASE) IN FUNDS	(140,483,002.00)	720,828,570.82	16,499,144.06	737,327,714.88
ADD: CASH BALANCE, BEGINNING	1,112,832,330.82	1,088,300,343.71	24,531,987.11	1,112,832,330.82
FUND/CASH AVAILABLE	972,349,328.82	1,809,128,914.53	41,031,131.17	1,850,160,045.70
LESS: Payment of Prior Year/s Accounts Payable	267,709,111.12	250,325,590.41	17,383,520.71	267,709,111.12
CONTINUING APPROPRIATION	188,420,000.00	19,144,452.66	-	19,144,452.66
FUND/CASH BALANCE, END	516,220,217.70	1,539,658,871.46	23,647,610.46	1,563,306,481.92


Prepared by:


IMELDA I. MACANES
 Provincial Treasurer


TOMASA S. ATAYOC
 Provincial Budget Officer


LUCIA P. KISIM
 Provincial Accountant

Approved by:


MELCHOR D. DICLAS
 Provincial Governor